

## REQUIRED COURSE MATERIAL

---

The following items are required for each participant:

- 2007 National Electrical Safety Code
- Computer with PoleForeman and SagLine Installed
- Calculator

## REGISTRATION


---

The registration fee for PowerLine Technology's software training is \$1,650.00 per class, plus travel and lodging for our instructor. The maximum number of participants for each one day training class is twenty (20).

**Note:** The registration fee listed above is for onsite training. If arrangements for offsite training facilities are required, additional fees may apply.

To receive additional information and schedule a training session, contact PowerLine Technology at 205-678-5959 or email [mdyoung@powerlinetech.com](mailto:mdyoung@powerlinetech.com)

---



## POLEFOREMAN AND SAGLINE SOFTWARE TRAINING




P.O. Box 398  
Chelsea, Alabama 35043-0398  
(205) 678-5959  
[www.powerlinetech.com](http://www.powerlinetech.com)

[www.powerlinetech.com](http://www.powerlinetech.com)

# SOFTWARE TRAINING

PowerLine Technology's software training course teaches participants how to use the PoleForeman and SagLine software products to class wood distribution poles, determine guy wire tensions, and calculate conductor clearances to meet minimum National Electrical Safety Code (NESC) requirements.



The training class provides an overview of the NESC as it relates to pole loading and clearance calculations. Participants receive class assignments that test their understanding of the NESC in relation to distribution line design and staking.

Instruction on the use of the PoleForeman and SagLine software products will be covered in detail. These programs alleviate the time consuming and tedious task associated with manual pole loading and clearance calculations.



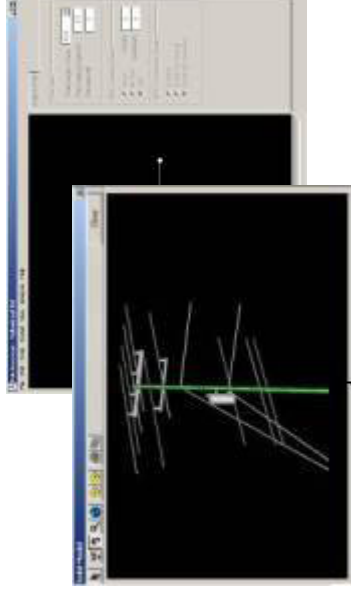
# PROGRAM SCHEDULE

## Day 1

9:00 – 9:05 am	Overview / Introduction
9:05 – 9:30 am	Sample Pole Loading Problem
9:30 – 10:00 am	NESC Review Strength and Loading Sections
10:00 – 10:10 am	Break
10:10 – 11:30 am	PoleForeman Training
11:30 – 12:30 pm	Lunch
12:30 – 2:00 pm	PoleForeman Training
2:00 – 2:10 pm	Break
2:15 – 2:30 pm	PoleForeman Training
2:10 – 2:20 pm	Sample Clearance Problem
2:20 – 2:30 pm	NESC Review Clearances
2:30 – 3:30 pm	SagLine Software
3:30 – 4:00 pm	Summary / Adjourn

# SOFTWARE PRODUCTS

PoleForeman is one of the industry's leading software products used to class poles and calculate guy wire tensions. With today's increased legal liability and the sharing of pole space between multiple companies, utilities are using PoleForeman to help assure compliance with the NESC



SagLine is used to draw conductor sag profiles and calculate vertical clearances. This program is beneficial for joint use analysis, crossing permits and the many other tasks that involve calculating vertical clearances.

